

January 17, 2017

Dear Families—

Dear Families,

This is your child's FIRST VIRTUAL SNOW DAY assignment. This is the assignment that has been provided for our 3rd grade students, I have modified it to meet your child's needs. Below you will find the instructions and lists of any materials your child will need to complete the assignments. This makeup packet needs to be completed and any written work turned in by January 24, 2016.

Your child will have an entire week to complete these assignments. I will be readily available to answer questions from 3-4:30 Tuesday through Friday. If you email me, or call, I will get back with you via your preferred method of contact email, a phone call, or text messages.

These assignments can be completed wherever you are able to get internet and technology access; be that the comfort of your own home or by using the public library, or wi-fi at a local business here in town. If needed, your child will also be able to stay after school to access computers in the lab at school. I would be able to supervise your student on Thursday the 19<sup>th</sup> or Tuesday the 24<sup>th</sup>. You would then pick up your child at 4:00 PM at the front entrance. Students will only be able to ride a 4:00 bus if they are already enrolled in the afterschool program.

Thank you in advance for your support,

Mrs. Schnapf

[audrey.carson@evsc.k12.in.us](mailto:audrey.carson@evsc.k12.in.us)

Lodge School Phone Number

477-5319 ext 42010

**READING:**

1. Access the YouTube link below to review character traits. <https://goo.gl/1elxQx>
2. Go to [www.symbaloo.com/mix/3rdgrade209](http://www.symbaloo.com/mix/3rdgrade209) and open the storylineonline tile. Select the book entitled, **Brave Irene** by William Steig. Listen to the story, paying close attention to the descriptions of Irene.
3. Complete the character trait worksheet (provided) based on the character Irene from the Storyline Online book you just listened to. Make sure you have 3 character traits with evidence (examples) of each.

**MATH:**

1. Access the YouTube link below to review area and perimeter. <https://goo.gl/JTNjmq>
2. Complete the provided worksheet on area and perimeter.

Log in to [www.symbaloo.com/mix/3rdgrade209](http://www.symbaloo.com/mix/3rdgrade209) and do the area quiz and the perimeter quizzes on the purple tiles. Retake if you do not receive an A or B on each quiz

**PARENT/TEACHER COMMUNICATION RECORD**

**Please return this form to Mrs. Schnapf no later than January 24<sup>th</sup>.** The teacher will then sign when she receives the makeup work and return it to you, letting you know everything was received. If there is anything missing or anything else needs to be completed, your child's teacher will let you know.

Student Name: \_\_\_\_\_

**TO BE COMPLETED BY FAMILY:**

I have received my child's second virtual snow day makeup lesson. I understand that this packet is due back by April 20th. I also understand that if my child does not return all of the required assignments, he/she will be marked absent for this makeup day.

**If your child needs access to technology in order to complete the assignment, please choose 1 day for your child to stay after school My child will need to stay after school to use the school computers from 3:00-4:00 pm on:**

January 19, 2016 \_\_\_\_\_

January 24, 2016 \_\_\_\_\_

**At 4:00, my child will: (circle one)**

Walk                      Parent Pick Up                      Ride bus (must be on ASP  
list)

Please list address for bus drop off \_\_\_\_\_

**TO BE COMPLETED BY Mrs. Schnapf WHEN WORK IS COMPLETED:**

I have received your child's virtual snow day makeup work and marked him/her present for this makeup day.

Teacher Signature \_\_\_\_\_



# Character Traits

Name: \_\_\_\_\_ Date: \_\_\_\_\_

Write the name of the main character of your story in the banner below. Write three character traits the character possessed in the middle three boxes. In the bottom boxes, write examples from the book of the character demonstrating each of the three traits.

Title: \_\_\_\_\_

Character:

is


--	--	--

because

Page ____	Page ____	Page ____


Name: \_\_\_\_\_ Date: \_\_\_\_\_

Find the area and perimeter of each figure and label your answers.

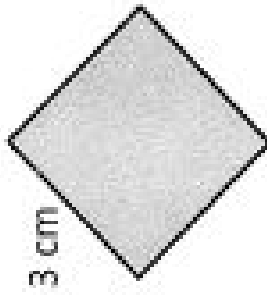


Area: \_\_\_\_\_ sq in  
Perimeter: \_\_\_\_\_ in

3 ft



Area: \_\_\_\_\_  
Perimeter: \_\_\_\_\_



Area: \_\_\_\_\_  
Perimeter: \_\_\_\_\_